



natural  
areas  
ASSOCIATION

NAA BY THE NUMBERS

---



1

## **Virtual Conference**

*The Power of Long Term Ecological Research (LTER): Informing Natural Areas Management*  
with participation from 19 LTERs,  
26 presenters, 300 participants

## **Virtual Field Workshop**

*Fragmented Prairies and Grasslands: Reconnecting Habitats through Collaborative Relationships*





2

## Field Workshops

*Urban Treasures: Restoration & Management of High-Value Remnant Natural Areas, Kansas City, MO and Rising from Ashes: A Tribe's Nature-based Approach to Watershed Restoration, Española, New Mexico*

2

Twice the number of monthly issues  
Natural Areas News

8

Webinars




## WHO WE SERVED THIS YEAR

**5,382 = 47%**  
Event Registrations      Increase over 2022

**3,056 = 34%**  
Unique Participants      Increase over 2022

**189,530 = 224%**  
Website  
Page Views      Increase over 2022





**50**

**States + Puerto Rico**

**+**

**Mexico and Canada**

**300**

**Virtual Natural Areas  
Conference Attendees**



**15,000**

**Practitioners Reached**



# 4

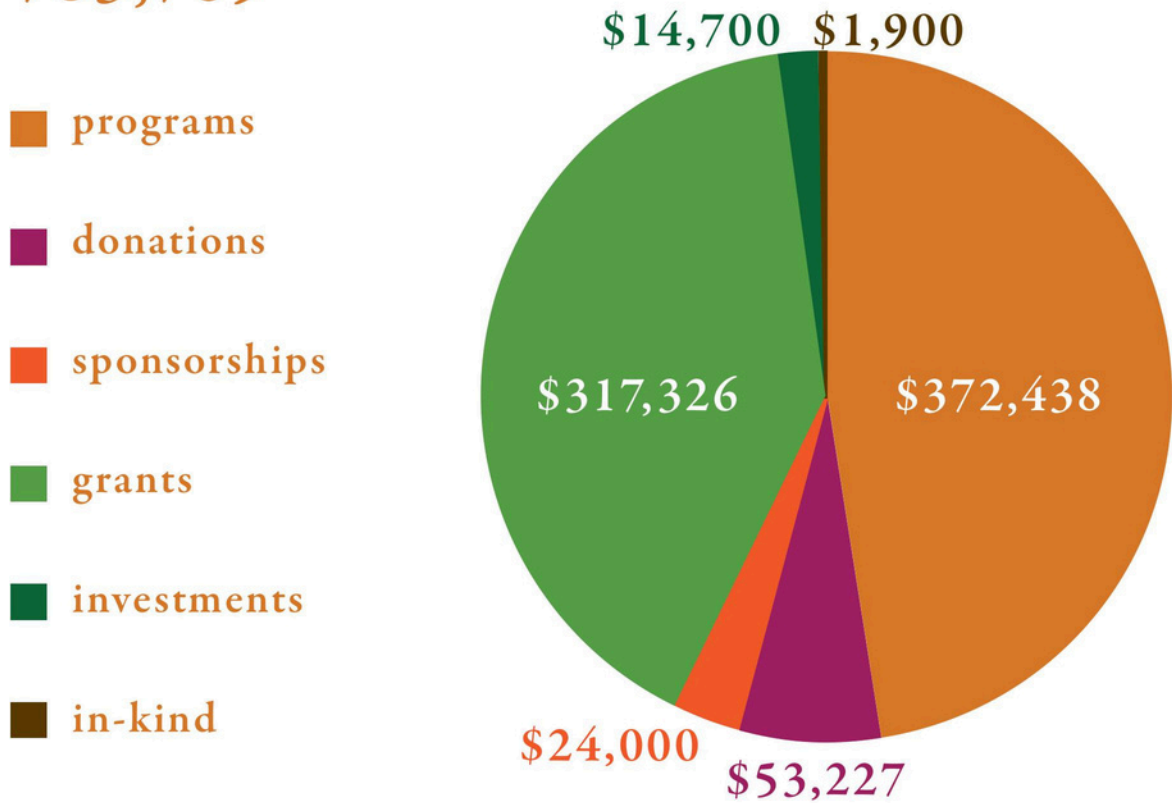
## Issues of the Natural Areas Journal





## 2022-2023 FISCAL YEAR REVENUE

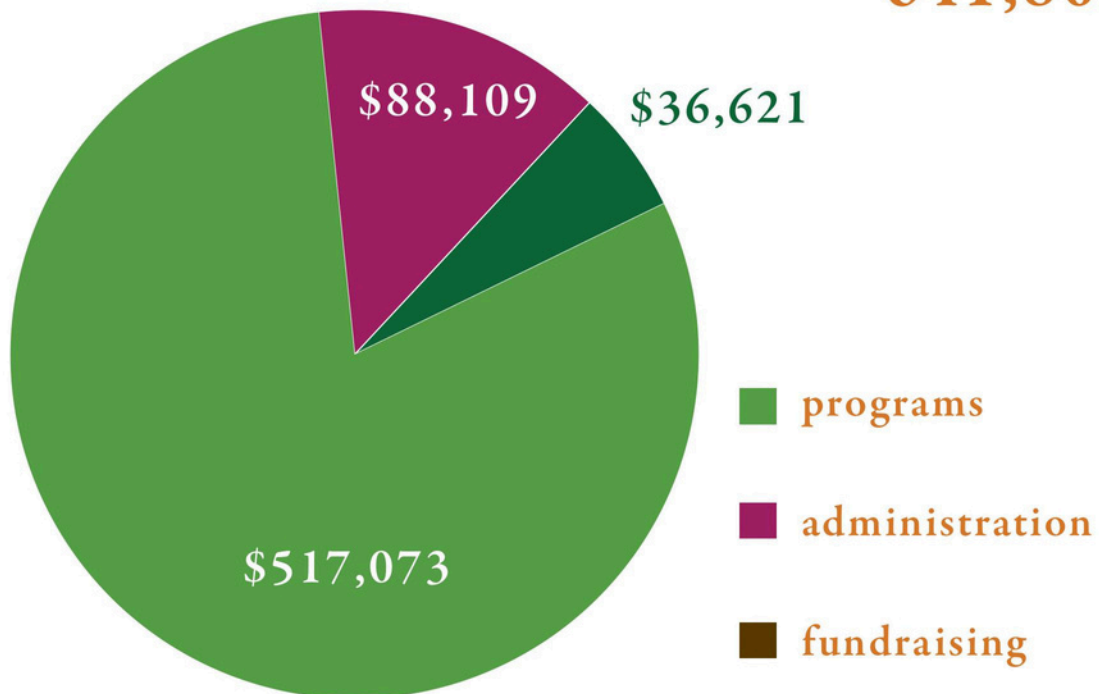
**\$783,769**



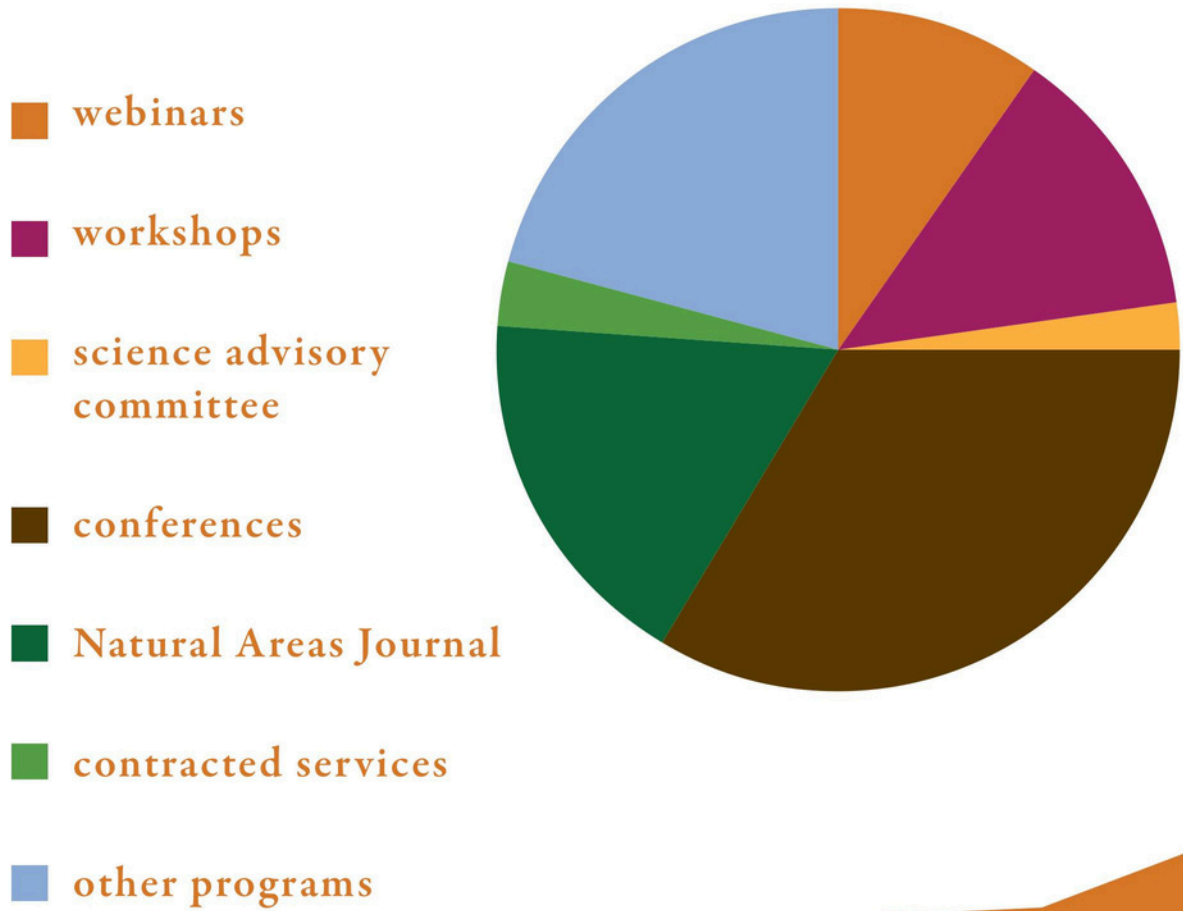
---

## 2022-2023 FISCAL YEAR EXPENSES

**\$641,803**



## 2022-2023 EXPENSES BY PROGRAM



natural areas association  
PO Box 17646  
Pittsburgh, PA 15235